

# ERGOTIG SUPER 18

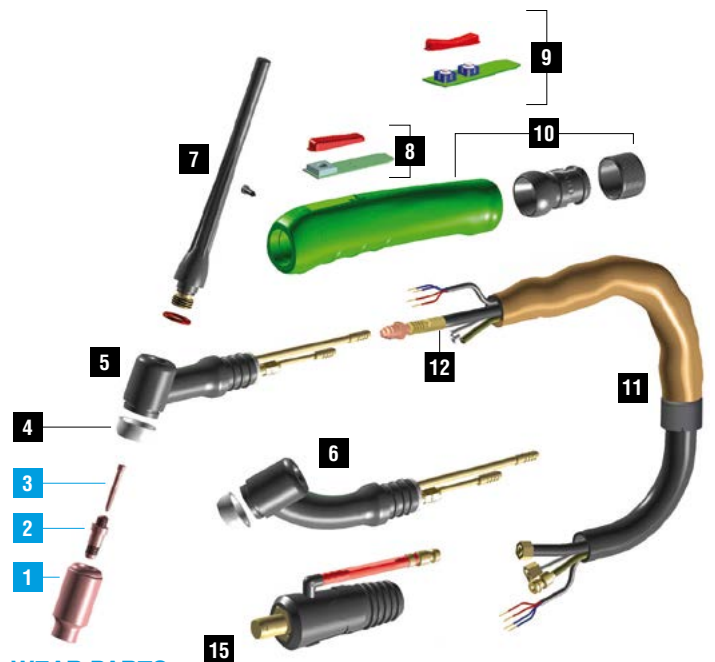
CE EN60974-7



CODE	↔		⚡	⚡
S11410-00	4 m	12.5'	sintig	
S11810-00	8 m	25'	sintig	

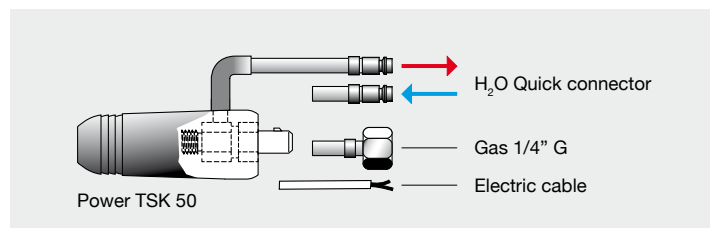
TECHNICAL DATA	
	<b>ERGOTIG SUPER 18</b>
	0,90 kg   1.98 lb
	113
	Argon
	0,5 ÷ 4,0 mm   .020" ÷ 5/32"
	400A DC - 300A AC
	4 bar
	1.5 l/min

	CODE		Description	Quantity
4	TQ0008		insulator	10
5	TG0913		tig 18HC torch head	1
6	TG0914		tig 18HC flex torch head	1
7	BW0066		back cap 117 mm	10
7	EA0130		O-ring Ø 9x2 mm	10
8	TT0181		kit Ergotig single	1
9	TT0182		kit Ergotig dual	1
10	BW0311		cable joint	1
10	EA0329		screw	50
10	TP0090		Ergotig handle	1
11	TH1228		cable assembly - 4 m / 12.5'	1
11	TH0229		cable assembly - 8 m / 25'	1
12	TH1016		power cable - 4 m / 12.5'	1
12	TH1017		power cable - 8 m / 25'	1
15	CX0080		TSK 50 - quick plug	1

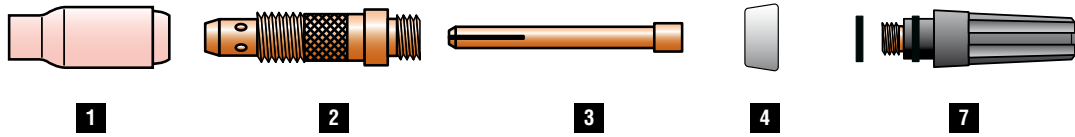


**WEAR PARTS NOT INCLUDED**

Starter kits page 360  
Wear parts page 362



SERIES 17 - 18 - 26 - SUPER 18 WEAR PARTS



STANDARD

	CODE		Gr	Ø		↔	REF	
1	TC0002		4	6,4 mm	1/4"	47 mm	10N50	10
1	TC0003		5	8 mm	5/16"	47 mm	10N49	10
1	TC0004		6	9,8 mm	3/8"	47 mm	10N48	10
1	TC0005		7	11,2 mm	7/16"	47 mm	10N47	10
1	TC0006		8	12,7 mm	1/2"	47 mm	10N46	10
1	TC0007		10	15,7 mm	5/8"	47 mm	10N45	10
1	TC0008		12	19 mm	3/4"	47 mm	10N44	10
1	TC0091		5	8 mm	5/16"	76 mm	10N49L	10
1	TC0092		6	9,5 mm	3/8"	76 mm	10N48L	10
1	TC0093		7	11 mm		76 mm	10N47L	10
2	TE0001-05			0,5 mm	.020"	47 mm	10N29	10
2	TE0001-10			1,0 mm	.040"	47 mm	10N30	10
2	TE0001-16			1,6 mm	1/16"	47 mm	10N31	10
2	TE0001-20			2,0 mm	5/64"	47 mm	-	10
2	TE0001-24			2,4 mm	3/32"	47 mm	10N32	10
2	TE0001-32			3,2 mm	1/8"	47 mm	10N28	10
2	TE0001-40			4,0 mm	5/32"	47 mm	406488	10
2	TE0001-48			4,8 mm	3/16"	47 mm	30126	10

	CODE		Gr	Ø		↔	REF	
3	TD0001-05			0,5 mm	.020"	50 mm	10N21	10
3	TD0001-10			1,0 mm	.040"	50 mm	10N22	10
3	TD0001-16			1,6 mm	1/16"	50 mm	10N23	10
3	TD0001-20			2,0 mm	5/64"	50 mm	-	10
3	TD0001-24			2,4 mm	3/32"	50 mm	10N24	10
3	TD0001-32			3,2 mm	1/8"	50 mm	10N25	10
3	TD0001-40			4,0 mm	5/32"	50 mm	54N20	10
3	TD0001-48			4,8 mm	3/16"	50 mm	30028	10
4	TQ0002						18CG	10
4	TQ0008 *						-	10
7	BW0056					58 mm	57Y03	10
7	BW0066					117 mm	57Y02	10
7	BW0067					22,5 mm	57Y04	10
7	EA0130							10

\* ONLY FOR 18 HC

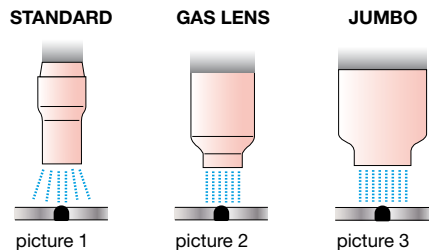
GAS LENS

	CODE		Gr	Ø		↔	REF	
1	TC0031		4	6,4 mm	1/4"	42 mm	54N18	10
1	TC0032		5	8 mm	5/16"	42 mm	54N17	10
1	TC0033		6	9,8 mm	3/8"	42 mm	54N16	10
1	TC0034		7	11,2 mm	7/16"	42 mm	54N15	10
1	TC0035		8	12,7 mm	1/2"	42 mm	54N14	10
1	TC0036		11	19 mm	3/4"	42 mm	53N87	10
1	TC0037			17,2 mm		28,6 mm	54N19	10
1	TC0086		5	8 mm	5/16"	76 mm	54N17L	10
1	TC0087		6	9,5 mm	3/8"	76 mm	54N16L	10
1	TC0088		7	11 mm		76 mm	54N15L	10
2	TE0006-05			0,5 mm	.020"	50 mm	45V29	10
2	TE0006-10			1,0 mm	.040"	50 mm	45V24	10
2	TE0006-16			1,6 mm	1/16"	50 mm	45V25	10
2	TE0006-20			2,0 mm	5/64"	50 mm	-	10
2	TE0006-24	Cu + CuZn		2,4 mm	3/32"	50 mm	45V26	10
2	TE0006-32			3,2 mm	1/8"	50 mm	45V27	10
2	TE0006-40			4,0 mm	5/32"	50 mm	45V28	10
3	TD0022-10			1,0 mm	.040"	52 mm	-	10
3	TD0022-16			1,6 mm	1/16"	52 mm	-	10
3	TD0022-24			2,4 mm	3/32"	52 mm	-	10
3	TD0022-32			3,2 mm	1/8"	52 mm	-	10
3	TD0022-40			4,0 mm	5/32"	52 mm	-	10
4	TQ0003						54N01	10
7	BW0056					58 mm	57Y03	10
7	BW0066					117 mm	57Y02	10
7	BW0067					22,5 mm	57Y04	10
7	EA0130							10

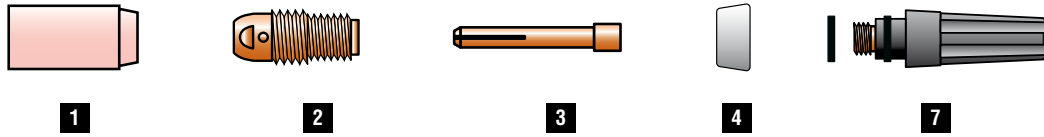
GAS LENS XL (JUMBO)

	CODE		Gr	Ø		↔	REF	
1	TC0118		8	12,7 mm	1/2"	48 mm	57N74	10
1	TC0119		10	15,7 mm	5/8"	48 mm	53N88	10
1	TC0120		12	19,5 mm	3/4"	48 mm	53N87	10
2	TE0009-16			1,6 mm	1/16"	51 mm	45V16	2
2	TE0009-24			2,4 mm	3/32"	51 mm	45V64	2
2	TE0009-32			3,2 mm	1/8"	51 mm	995795	2
2	TE0009-40			4,0 mm	5/32"	51 mm	45V63	2
3	TD0001-05			0,5 mm	.020"	50 mm	10N21	10
3	TD0001-10			1,0 mm	.040"	50 mm	10N22	10
3	TD0001-16			1,6 mm	1/16"	50 mm	10N23	10
3	TD0001-20			2,0 mm	5/64"	50 mm	-	10
3	TD0001-24			2,4 mm	3/32"	50 mm	10N24	10
3	TD0001-32			3,2 mm	1/8"	50 mm	10N25	10
3	TD0001-40			4,0 mm	5/32"	50 mm	54N20	10
3	TD0001-48			4,8 mm	3/16"	50 mm	30028	10
4	TQ0027						54N63	10
7	BW0056					58 mm	57Y03	10
7	BW0066					117 mm	57Y02	10
7	BW0067					22,5 mm	57Y04	10
7	EA0130							10

Gas protection flow is usually guttered by a STANDARD ceramic nozzle (picture 1). Such flow is affected by turbulences of head torch which are caused by the inlet pressure. In order to assure a uniform gas distribution, above all in stainless steel, titanium and aluminium alloys welding, we suggest the use of GAS LENS spare parts. The electrode holder equipped with a gas lens net, uniform the flow (picture 2) and aid to save the protection gas. Where permitted by external dimensions, it is recommended the JUMBO version which increases the protected surface with advantage for welding quality (picture 3).



# SERIES 17 - 18 - 26 - SUPER 18 STUBBY WEAR PARTS



## STUBBY

	CODE		Gr	Ø		REF	
1	TC0012		4	6,4 mm 1/4"	30 mm	13N08	10
1	TC0013		5	8 mm 5/16"	30 mm	13N09	10
1	TC0014		6	9,8 mm 3/8"	30 mm	13N10	10
1	TC0015		7	11,2 mm 7/16"	30 mm	13N11	10
1	TC0016		8	12,7 mm 1/2"	30 mm	13N12	10
1	TC0017		10	15,7 mm 5/8"	30 mm	13N13	10
1	TC0096		4	6,5 mm 1/4"	48 mm	796F71	10
1	TC0097		5	8 mm 5/16"	48 mm	796F72	10
1	TC0098		6	9,5 mm 3/8"	48 mm	796F73	10
1	TC0101		4	6,5 mm 1/4"	63 mm	796F75	10
1	TC0102		5	8 mm 5/16"	63 mm	796F76	10
1	TC0103		4	6,5 mm 1/4"	89 mm	796F79	10
2	TE0002-00			1,0 mm .040"	24,5 mm	17CB20	10
3	TD0002-10			1,0 mm .040"	29 mm	10N22S	10
3	TD0002-16			1,6 mm 1/16"	29 mm	10N23S	10
3	TD0002-20			2,0 mm	29 mm		10
3	TD0002-24			2,4 mm 3/32"	29 mm	10N24S	10
3	TD0002-32			3,2 mm 1/8"	29 mm	10N25S	10
4	TQ0002					18CG	10
4	TQ0008 *					-	10
7	BW0056				58 mm	57Y03	10
7	BW0066				117 mm	57Y02	10
7	BW0067				22,5 mm	57Y04	10
7	EA0130						10

\* ONLY FOR 18 HC

## STUBBY GAS LENS

	CODE		Gr	Ø		REF	
1	TC0041		4	6,4 mm 1/4"	25,5 mm	53N58	10
1	TC0042		5	8 mm 5/16"	25,5 mm	53N59	10
1	TC0043		6	9,8 mm 3/8"	25,5 mm	53N60	10
1	TC0044		7	11,2 mm 7/16"	25,5 mm	53N61	10
1	TC0045		8	12,7 mm 1/2"	25,5 mm	53N61S	10
2	TE0095-16			1,6 mm 1/16"	29 mm	-	10
2	TE0095-20			2,0 mm 5/64"	29 mm	-	10
2	TE0095-24			2,4 mm 3/32"	29 mm	-	10
2	TE0095-32			3,2 mm 1/8"	29 mm	-	10
3	TD0095-16			1,6 mm 1/16"	30,7 mm	-	10
3	TD0095-20			2,0 mm 5/64"	30,7 mm	-	10
3	TD0095-24			2,4 mm 3/32"	30,7 mm	-	10
3	TD0095-32			3,2 mm 1/8"	30,7 mm	-	10
4	TQ0095					18CG20	10
4	TQ0096 *						10
7	BW0056				58 mm	57Y03	10
7	BW0066				117 mm	57Y02	10
7	BW0067				22,5 mm	57Y04	10
7	EA0130						10

\* ONLY FOR 18 HC

## STUBBY GAS LENS (Cu)

	CODE		Gr	Ø		REF	
1	TC0041		4	6,4 mm 1/4"	25,5 mm	53N58	10
1	TC0042		5	8 mm 5/16"	25,5 mm	53N59	10
1	TC0043		6	9,8 mm 3/8"	25,5 mm	53N60	10
1	TC0044		7	11,2 mm 7/16"	25,5 mm	53N61	10
1	TC0045		8	12,7 mm 1/2"	25,5 mm	53N61S	10
2	TE0096-16			1,6 mm 1/16"	30,6 mm	-	10
2	TE0096-20			2,0 mm 5/64"	30,6 mm	-	10
2	TE0096-24			2,4 mm 3/32"	30,6 mm	-	10
2	TE0096-32			3,2 mm 1/8"	30,6 mm	-	10
3	TD0096-16			1,6 mm 1/16"	33 mm	-	10
3	TD0096-20			2,0 mm 5/64"	33 mm	-	10
3	TD0096-24			2,4 mm 3/32"	33 mm	-	10
3	TD0096-32			3,2 mm 1/8"	33 mm	-	10
4	TQ0095					18CG20	10
4	TQ0096 *						10
7	BW0056				58 mm	57Y03	10
7	BW0066				117 mm	57Y02	10
7	BW0067				22,5 mm	57Y04	10
7	EA0130						10

\* ONLY FOR 18 HC

The Stubby collets allow the use of the small nozzles of the 9/20 series on the 17/18/26 torch bodies.

