

20 TOP


CE EN60974-7



CODE	↔		🔧	📄
HV6437-10	4 m	12.5'	lamelle	TSK 50-M12x1
HV6837-10	8 m	25'	lamelle	
HU6437-10	4 m	12.5'	lamelle flex	
HU6837-10	8 m	25'	lamelle flex	

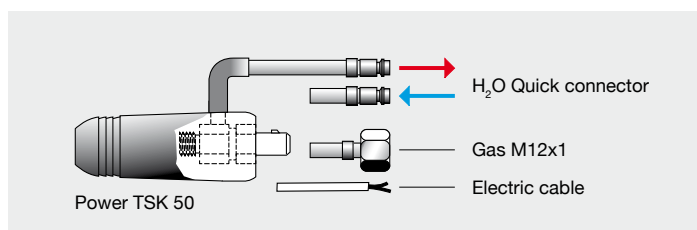
TECHNICAL DATA		
	20 TOP	
	0,85 kg	1.87 lb
	113	
	Argon	
	0,5 ÷ 3,2 mm	.020" ÷ 1/8"
	250A DC - 220A AC	
	4 bar	
	1.5 l/min	

	CODE		📄	📦
4	TQ0001		insulator	10
5	TG0020		tig 20 torch head	1
6	TG0220		tig 20 flex torch head	1
7	BW0063		back cap 147,5 mm	10
7	EA0129		O-ring Ø 4,5x2 mm	10
8	TT0176		french trigger	1
10	TP0007		tig tube handle	1
11	TH1112		cable assembly - 4 m / 12.5'	1
11	TH1113		cable assembly - 8 m / 25'	1
12	TH1012		power cable - 4 m / 12.5'	1
12	TH1013		power cable - 8 m / 25'	1
15	CX0080		TSK 50 - quick plug	1
	TT0102		starter kit - 2,4 mm / .32"	1

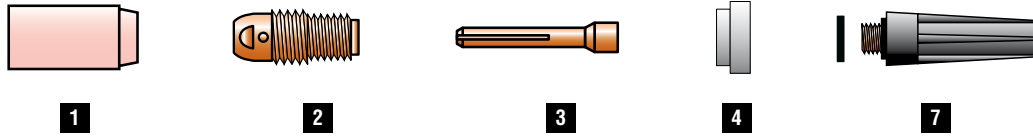


STARTER KIT INCLUDED

Starter kits page 360
Wear parts page 361



SERIES 9 - 20 - 25 - SUPER 20 WEAR PARTS



STANDARD

	CODE		Gr	Ø		↔	REF	
1	TC0012		4	6,4 mm	1/4"	30 mm	13N08	10
1	TC0013		5	8 mm	5/16"	30 mm	13N09	10
1	TC0014		6	9,8 mm	3/8"	30 mm	13N10	10
1	TC0015		7	11,2 mm	7/16"	30 mm	13N11	10
1	TC0016		8	12,7 mm	1/2"	30 mm	13N12	10
1	TC0017		10	15,7 mm	5/8"	30 mm	13N13	10
1	TC0096		4	6,5 mm	1/4"	48 mm	796F71	10
1	TC0097		5	8 mm	5/16"	48 mm	796F72	10
1	TC0098		6	9,5 mm	3/8"	48 mm	796F73	10
1	TC0101		4	6,5 mm	1/4"	63 mm	796F75	10
1	TC0102		5	8 mm	5/16"	63 mm	796F76	10
1	TC0103		4	6,5 mm	1/4"	89 mm	796F79	10
2	TE0003-05			0,5 mm	.020"	21 mm	13N25	10
2	TE0003-10			1,0 mm	.040"	21 mm	13N26	10
2	TE0003-16			1,6 mm	1/16"	21 mm	13N27	10
2	TE0003-20			2,0 mm	5/64"	21 mm	-	10
2	TE0003-24			2,4 mm	3/32"	21 mm	13N28	10
2	TE0003-32			3,2 mm	1/8"	21 mm	13N29	10

	CODE		Gr	Ø		↔	REF	
3	TD0003-05			0,5 mm	.020"	25 mm	13N20	10
3	TD0003-10			1,0 mm	.040"	25 mm	13N21	10
3	TD0003-16			1,6 mm	1/16"	25 mm	13N22	10
3	TD0003-20			2,0 mm	5/64"	25 mm	-	10
3	TD0003-24			2,4 mm	3/32"	25 mm	13N23	10
3	TD0003-32			3,2 mm	1/8"	25 mm	13N24	10
4	TQ0001						598882	10
7	BW0063					147,5 mm	41V24	10
7	BW0064					53 mm	41V35	10
7	BW0065					17,5 mm	41V33	10
7	EA0129							10

GAS LENS

	CODE		Gr	Ø		↔	REF	
1	TC0041		4	6,4 mm	1/4"	25,5 mm	53N58	10
1	TC0042		5	8 mm	5/16"	25,5 mm	53N59	10
1	TC0043		6	9,8 mm	3/8"	25,5 mm	53N60	10
1	TC0044		7	11,2 mm	7/16"	25,5 mm	53N61	10
1	TC0045		8	12,7 mm	1/2"	25,5 mm	53N61S	10
2	TE0005-05			0,5 mm	.020"	22 mm	45V41	10
2	TE0005-10			1,0 mm	.040"	22 mm	45V42	10
2	TE0005-16			1,6 mm	1/16"	22 mm	45V43	10
2	TE0005-20			2,0 mm	5/64"	22 mm	-	10
2	TE0005-24			2,4 mm	3/32"	22 mm	45V44	10
2	TE0005-32			3,2 mm	1/8"	22 mm	45V45	10
2	TE0025-16			1,6 mm	1/16"	22 mm	-	10
2	TE0025-20			2,0 mm	5/64"	22 mm	-	10
2	TE0025-24			2,4 mm	3/32"	22 mm	-	10
2	TE0025-32			3,2 mm	1/8"	22 mm	-	10
3	TD0003-05			0,5 mm	.020"	25 mm	13N20	10
3	TD0003-10			1,0 mm	.040"	25 mm	13N21	10
3	TD0003-16			1,6 mm	1/16"	25 mm	13N22	10
3	TD0003-20			2,0 mm	5/64"	25 mm	-	10
3	TD0003-24			2,4 mm	3/32"	25 mm	13N23	10
3	TD0003-32			3,2 mm	1/8"	25 mm	13N24	10
4	TQ0001						598882	10
7	BW0063					147,5 mm	41V24	10
7	BW0064					53 mm	41V35	10
7	BW0065					17,5 mm	41V33	10
7	EA0129							10

GAS LENS XL (JUMBO)

	CODE		Gr	Ø		↔	REF	
1	TC0118		8	12,7 mm	1/2"	48 mm	57N74	10
1	TC0119		10	15,7 mm	5/8"	48 mm	53N88	10
1	TC0120		12	19,5 mm	3/4"	48 mm	53N87	10
2	TE0088-16			1,6 mm	1/16"	40 mm	45V116S	2
2	TE0088-24			2,4 mm	3/32"	40 mm	45V64S	2
2	TE0088-32			3,2 mm	1/8"	40 mm	-	2
3	TD0088-16			1,6 mm	1/16"	40 mm	13N22L	10
3	TD0088-20			2,0 mm	5/64"	40 mm	-	10
3	TD0088-24			2,4 mm	3/32"	40 mm	13N23L	10
3	TD0088-32			3,2 mm	1/8"	40 mm	13N24L	10
4	TQ0026						54N6320	10
7	BW0063					147,5 mm	41V24	10
7	BW0064					53 mm	41V35	10
7	BW0065					17,5 mm	41V33	10
7	EA0129							10

Gas protection flow is usually guttered by a STANDARD ceramic nozzle (picture 1). Such flow is affected by turbulences of head torch which are caused by the inlet pressure. In order to assure a uniform gas distribution, above all in stainless steel, titanium and aluminium alloys welding, we suggest the use of GAS LENS spare parts. The electrode holder equipped with a gas lens net, uniform the flow (picture 2) and aid to save the protection gas. Where permitted by external dimensions, it is recommended the JUMBO version which increases the protected surface with advantage for welding quality (picture 3).

